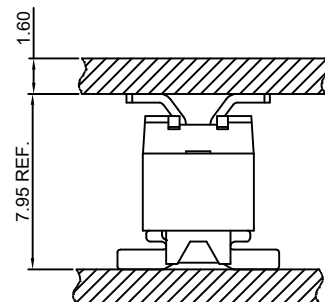
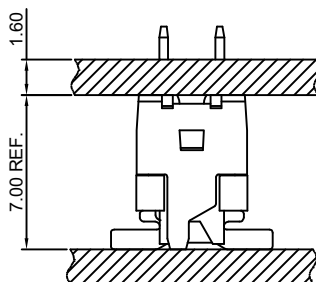
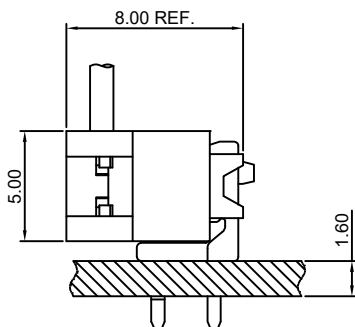
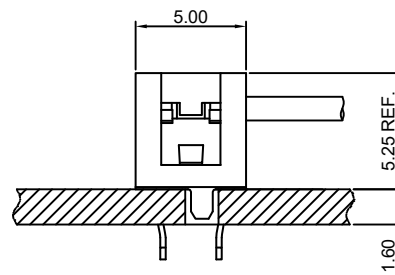
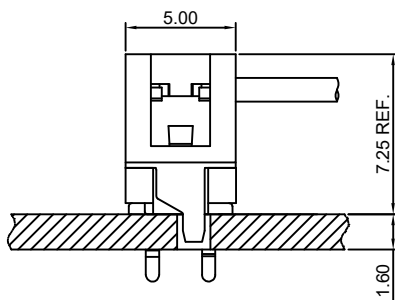


### Specifications

- Current rating: 1A AC,DC
- Voltage rating: 500V AC,DC
- Temperature range: -25°C~+85°C
- Contact resistance: 20mΩMax.
- Insulation resistance: 1000MΩMin.
- Withstanding voltage: 1000V AC/minute
- \*Compliant with RoHS and REACH\*
- \*Meet the HF/Halogen Free, need to customize\*
- \*Contact HDGC for details\*

### Assembly layout





## HDGC1277 Series 1.27mm (.050") Pitch IDC Connector

### HDGC1277HS-XP

1.27mm Pitch IDC Connector

#### Reference Informations:

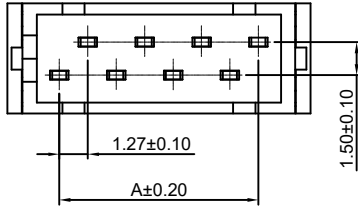
\*Material:

Terminal: Brass/Tin over Nickel

Housing: PBT, UL94V-0

\*Mates with HDGC1277HWV, HWR, HWVA, HWRA, HWRB-XP, HDGC1277HWV-S, HWVA-S-XP series Wafer

\*Color: Red



#### Ordering Information:

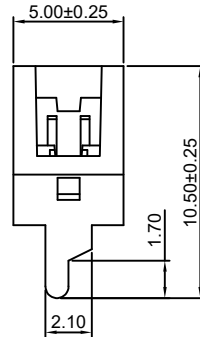
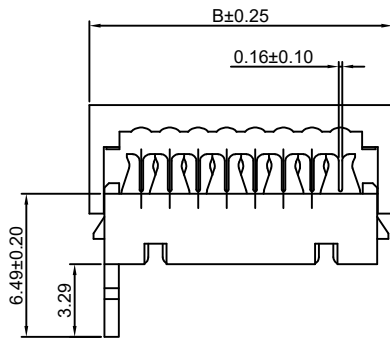
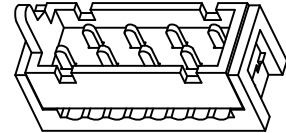
HDGC1277HS-XP - \*\*\*  
1 2

1. Part No.

2. Material:

(blank): PBT, UL94V-0

GWT: PBT, UL94V-0, GWT 750°C



#### Ordering Information & Dimensions:

| PART NO. | Dimensions |       |
|----------|------------|-------|
|          | A          | B     |
| 4P       | 3.81       | 8.45  |
| 6P       | 6.35       | 10.99 |
| 8P       | 8.89       | 13.53 |
| 10P      | 11.43      | 16.07 |
| 12P      | 13.97      | 18.61 |
| 14P      | 16.51      | 21.15 |
| 16P      | 19.05      | 23.69 |
| 18P      | 21.59      | 26.23 |
| 20P      | 24.13      | 28.77 |
| 22P      | 26.67      | 31.31 |
| 24P      | 29.21      | 33.85 |
| 26P      | 31.75      | 36.39 |

Unit: mm

### HDGC1277HSV-XP

1.27mm Pitch IDC Connector

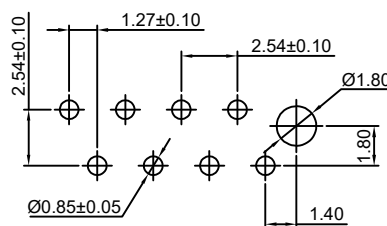
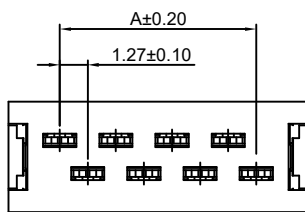
#### Reference Informations:

\*Material:

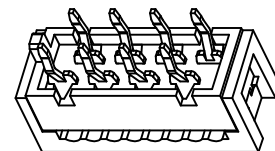
Terminal: Brass/Tin over Nickel

Housing: PBT, UL94V-0

\*Color: Red



P.C.B LAYOUT



#### Ordering Information:

HDGC1277HSV-XP - \*\*\*

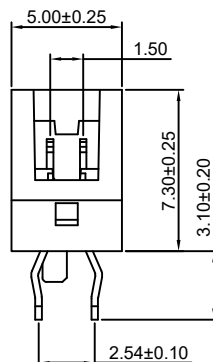
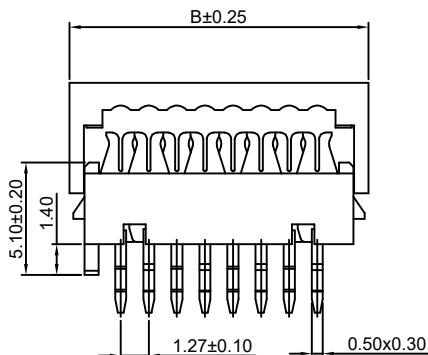
1 2

1. Part No.

2. Material:

(blank): PBT, UL94V-0

GWT: PBT, UL94V-0, GWT 750°C



#### Ordering Information & Dimensions:

| PART NO. | Dimensions |       |
|----------|------------|-------|
|          | A          | B     |
| 4P       | 3.81       | 8.45  |
| 6P       | 6.35       | 10.99 |
| 8P       | 8.89       | 13.53 |
| 10P      | 11.43      | 16.07 |
| 12P      | 13.97      | 18.61 |
| 14P      | 16.51      | 21.15 |
| 16P      | 19.05      | 23.69 |
| 18P      | 21.59      | 26.23 |
| 20P      | 24.13      | 28.77 |
| 22P      | 26.67      | 31.31 |
| 24P      | 29.21      | 33.85 |
| 26P      | 31.75      | 36.39 |

Unit: mm



# HDGC1277 SERIES



## HDGC1277 Series 1.27mm (.050") Pitch IDC Connector

### HDGC1277HWV-XP

1.27mm Pitch IDC 180° Wafer

#### Reference Informations:

\*Material:

Terminal: Brass/Tin over Nickel

Housing: Nylon 9T, UL94V-0

\*Mates with HDGC1277HS-XP series Housing or HDGC1277HMWV, HMWV-S-XP series Wafer

\*Color: Red

Ordering Information:

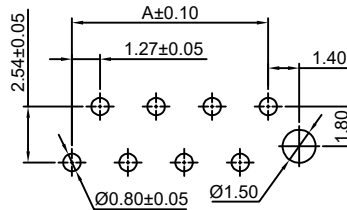
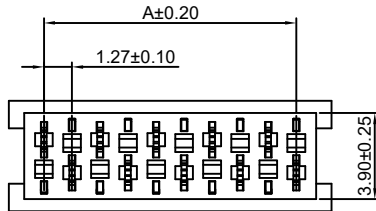
HDGC1277HWV-XP - \*\*\*  
1 2

1.Part No.

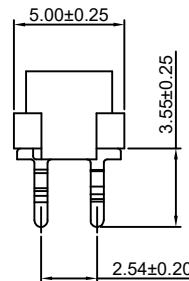
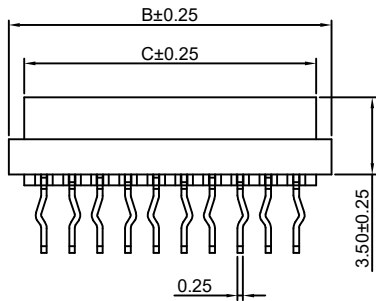
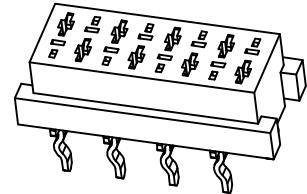
2.Material:

(blank): Nylon 9T, UL94V-0

GWT: Nylon 9T, UL94V-0, GWT 750°C



P.C.B LAYOUT



Ordering Information & Dimensions:

| PART NO. | Dimensions |       |       |
|----------|------------|-------|-------|
|          | A          | B     | C     |
| 4P       | 3.81       | 7.00  | 5.60  |
| 6P       | 6.35       | 9.54  | 8.14  |
| 8P       | 8.89       | 12.08 | 10.68 |
| 10P      | 11.43      | 14.62 | 13.22 |
| 12P      | 13.97      | 17.16 | 15.76 |
| 14P      | 16.51      | 19.70 | 18.30 |
| 16P      | 19.05      | 22.24 | 20.84 |
| 18P      | 21.59      | 24.78 | 23.38 |
| 20P      | 24.13      | 27.32 | 25.92 |
| 22P      | 26.67      | 29.86 | 28.46 |
| 24P      | 29.21      | 32.40 | 31.00 |
| 26P      | 31.75      | 34.94 | 33.54 |

Unit: mm

### HDGC1277HWR-XP

1.27mm Pitch IDC 90° Wafer

#### Reference Informations:

\*Material:

Terminal: Brass/Tin over Nickel

Housing: Nylon 9T, UL94V-0

\*Mates with HDGC1277HS-XP series Housing or HDGC1277HMWV, HMWV-S-XP series Wafer

\*Color: Red

Ordering Information:

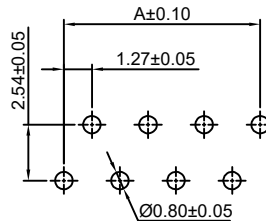
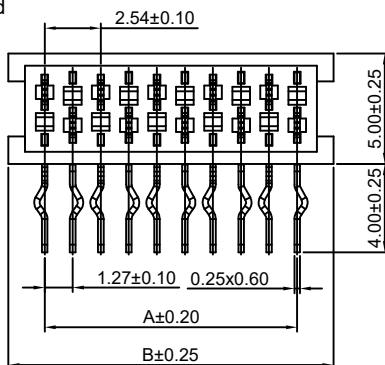
HDGC1277HWR-XP - \*\*\*  
1 2

1.Part No.

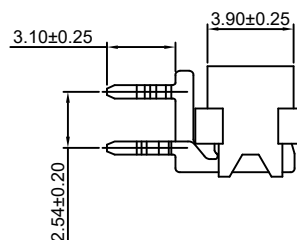
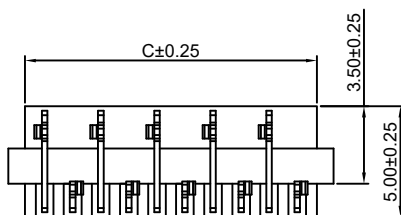
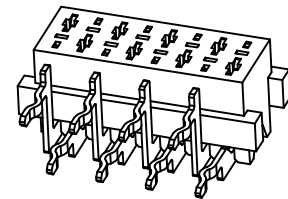
2.Material:

(blank): Nylon 9T, UL94V-0

GWT: Nylon 9T, UL94V-0, GWT 750°C



P.C.B LAYOUT



Ordering Information & Dimensions:

| PART NO. | Dimensions |       |       |
|----------|------------|-------|-------|
|          | A          | B     | C     |
| 4P       | 3.81       | 7.00  | 5.60  |
| 6P       | 6.35       | 9.54  | 8.14  |
| 8P       | 8.89       | 12.08 | 10.68 |
| 10P      | 11.43      | 14.62 | 13.22 |
| 12P      | 13.97      | 17.16 | 15.76 |
| 14P      | 16.51      | 19.70 | 18.30 |
| 16P      | 19.05      | 22.24 | 20.84 |
| 18P      | 21.59      | 24.78 | 23.38 |
| 20P      | 24.13      | 27.32 | 25.92 |
| 22P      | 26.67      | 29.86 | 28.46 |
| 24P      | 29.21      | 32.40 | 31.00 |
| 26P      | 31.75      | 34.94 | 33.54 |

Unit: mm



# HDGC1277 SERIES



## HDGC1277 Series 1.27mm (.050") Pitch IDC Connector

### HDGC1277HWVA-XP

1.27mm Pitch IDC 180° Wafer

#### Reference Informations:

\*Material:

Terminal: Phosphor bronze/Tin over Nickel

Housing: Nylon 46, UL94V-0

\*Mates with HDGC1277HS-XP series Housing or HDGC1277HMWV, HMWV-S-XP series Wafer

\*Color: Red

Ordering Information:

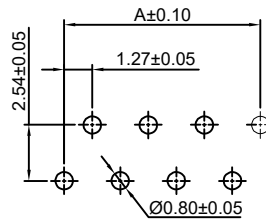
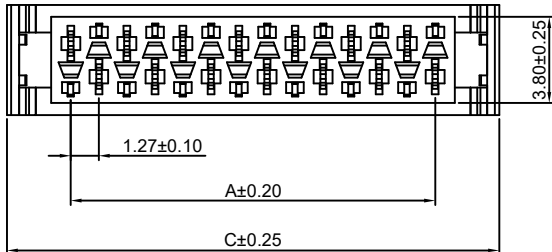
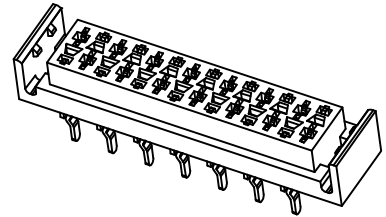
HDGC1277HWVA-XP - \*\*\*  
1 2

1.Part No.

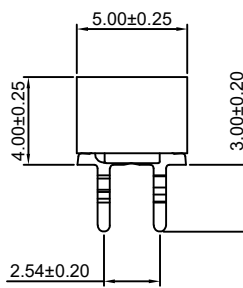
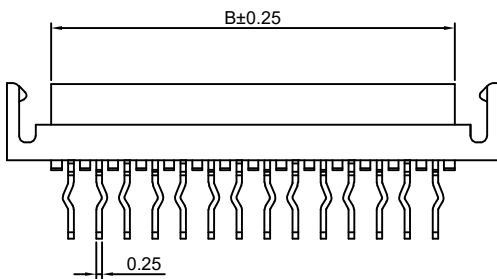
2.Material:

(blank): Nylon 46, UL94V-0

GWT: Nylon 46, UL94V-0, GWT 750°C



P.C.B LAYOUT



#### Ordering Information & Dimensions:

| PART NO. | Dimensions |       |       |
|----------|------------|-------|-------|
|          | A          | B     | C     |
| 4P       | 3.81       | 5.60  | 9.70  |
| 6P       | 6.35       | 8.14  | 12.24 |
| 8P       | 8.89       | 10.68 | 14.78 |
| 10P      | 11.43      | 13.22 | 17.32 |
| 12P      | 13.97      | 15.76 | 19.86 |
| 14P      | 16.51      | 18.30 | 22.40 |
| 16P      | 19.05      | 20.84 | 24.94 |
| 18P      | 21.59      | 23.38 | 27.48 |
| 20P      | 24.13      | 25.92 | 30.02 |
| 22P      | 26.67      | 28.46 | 32.56 |
| 24P      | 29.21      | 31.00 | 35.10 |
| 26P      | 31.75      | 33.54 | 37.64 |

Unit: mm

### HDGC1277HWRA-XP

1.27mm Pitch IDC 90° Wafer

#### Reference Informations:

\*Material:

Terminal: Brass/Tin over Nickel

Housing: Nylon 9T, UL94V-0

\*Mates with HDGC1277HS-XP series Housing or HDGC1277HMWV, HMWV-S-XP series Wafer

\*Color: Red

Ordering Information:

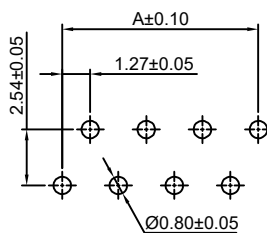
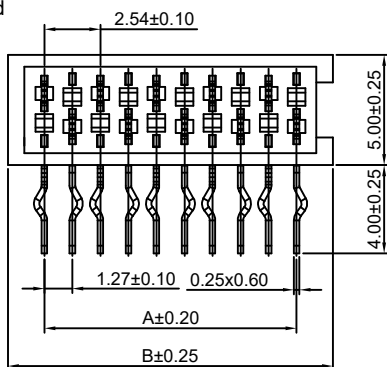
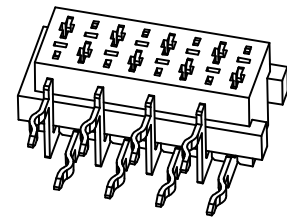
HDGC1277HWRA-XP - \*\*\*  
1 2

1.Part No.

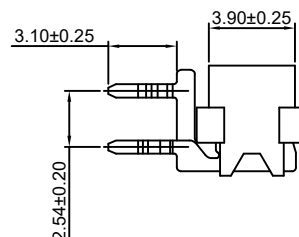
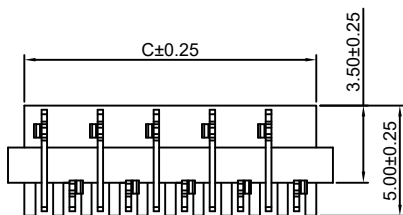
2.Material:

(blank): Nylon 9T, UL94V-0

GWT: Nylon 9T, UL94V-0, GWT 750°C



P.C.B LAYOUT



#### Ordering Information & Dimensions:

| PART NO. | Dimensions |       |       |
|----------|------------|-------|-------|
|          | A          | B     | C     |
| 4P       | 3.81       | 7.00  | 5.60  |
| 6P       | 6.35       | 9.54  | 8.14  |
| 8P       | 8.89       | 12.08 | 10.68 |
| 10P      | 11.43      | 14.62 | 13.22 |
| 12P      | 13.97      | 17.16 | 15.76 |
| 14P      | 16.51      | 19.70 | 18.30 |
| 16P      | 19.05      | 22.24 | 20.84 |
| 18P      | 21.59      | 24.78 | 23.38 |
| 20P      | 24.13      | 27.32 | 25.92 |
| 22P      | 26.67      | 29.86 | 28.46 |
| 24P      | 29.21      | 32.40 | 31.00 |
| 26P      | 31.75      | 34.94 | 33.54 |

Unit: mm



# HDGC1277 SERIES



## HDGC1277 Series 1.27mm (.050") Pitch IDC Connector

### HDGC1277HWRB-XP

1.27mm Pitch IDC 90° Wafer

#### Reference Informations:

\*Material:

Terminal: Brass/Tin over Nickel  
Housing: Nylon 9T, UL94V-0

\*Mates with HDGC1277HS-XP series Housing  
or HDGC1277HMWV, HMWV-S-XP series Wafer

\*Color: Red

Ordering Information:

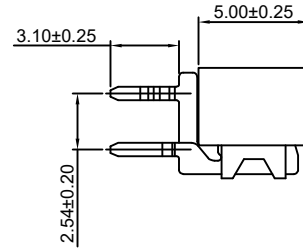
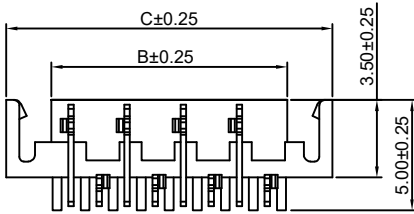
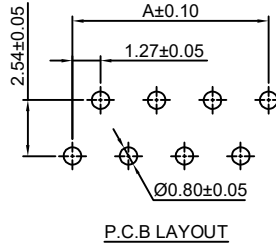
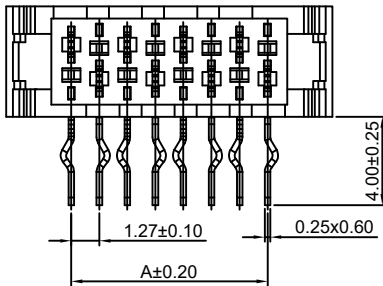
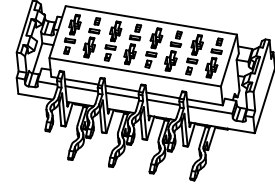
HDGC1277HWRB-XP - \*\*\*  
1 2

1.Part No.

2.Material:

(blank): Nylon 9T, UL94V-0

GWT: Nylon 9T, UL94V-0, GWT 750°C



#### Ordering Information & Dimensions:

| PART NO. | Dimensions |       |       |
|----------|------------|-------|-------|
|          | A          | B     | C     |
| 4P       | 3.81       | 5.60  | 9.70  |
| 6P       | 6.35       | 8.14  | 12.24 |
| 8P       | 8.89       | 10.68 | 14.78 |
| 10P      | 11.43      | 13.22 | 17.32 |
| 12P      | 13.97      | 15.76 | 19.86 |
| 14P      | 16.51      | 18.30 | 22.40 |
| 16P      | 19.05      | 20.84 | 24.94 |
| 18P      | 21.59      | 23.38 | 27.48 |
| 20P      | 24.13      | 25.92 | 30.02 |
| 22P      | 26.67      | 28.46 | 32.56 |
| 24P      | 29.21      | 31.00 | 35.10 |
| 26P      | 31.75      | 33.54 | 37.64 |

Unit: mm

### HDGC1277HWV-S-XP

1.27mm Pitch IDC 180° Wafer - SMT TYPE

#### Reference Informations:

\*Material:

Terminal: Brass/Tin over Nickel  
Housing: Nylon 9T, UL94V-0

\*Mates with HDGC1277HS-XP series Housing  
or HDGC1277HMWV, HMWV-S-XP series Wafer

\*Color: Red

Ordering Information:

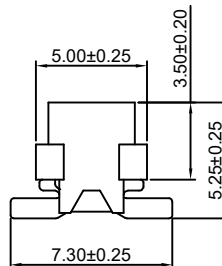
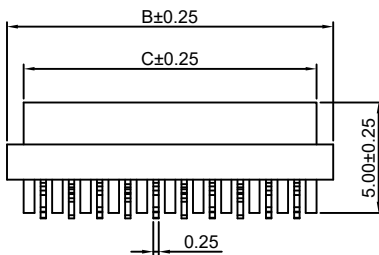
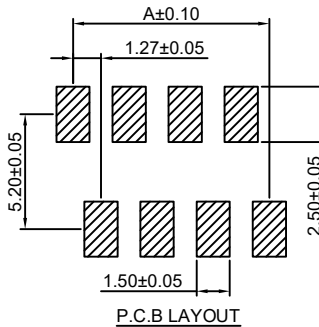
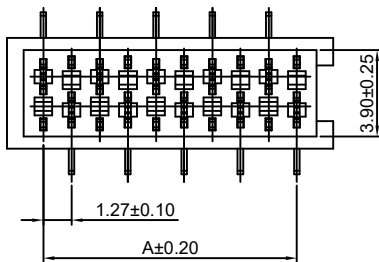
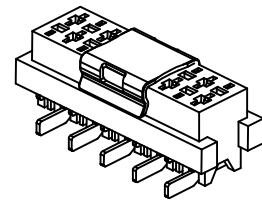
HDGC1277HWV-S-XP - \*\*\*  
1 2

1.Part No.

2.Material:

(blank): Nylon 9T, UL94V-0

GWT: Nylon 9T, UL94V-0, GWT 750°C



#### Ordering Information & Dimensions:

| PART NO. | Dimensions |       |       |
|----------|------------|-------|-------|
|          | A          | B     | C     |
| 4P       | 3.81       | 7.00  | 5.60  |
| 6P       | 6.35       | 9.54  | 8.14  |
| 8P       | 8.89       | 12.08 | 10.68 |
| 10P      | 11.43      | 14.62 | 13.22 |
| 12P      | 13.97      | 17.16 | 15.76 |
| 14P      | 16.51      | 19.70 | 18.30 |
| 16P      | 19.05      | 22.24 | 20.84 |
| 18P      | 21.59      | 24.78 | 23.38 |
| 20P      | 24.13      | 27.32 | 25.92 |
| 22P      | 26.67      | 29.86 | 28.46 |
| 24P      | 29.21      | 32.40 | 31.00 |
| 26P      | 31.75      | 34.94 | 33.54 |

Unit: mm



# HDGC1277 SERIES



## HDGC1277 Series 1.27mm (.050") Pitch IDC Connector

### HDGC1277HWVA-S-XP

1.27mm Pitch IDC 180° Wafer - SMT TYPE

#### Reference Informations:

\*Material:

Terminal: Phosphor Bronze/Tin over Nickel  
Housing: Nylon 6T, UL94V-0

\*Mates with HDGC1277HS-XP series Housing  
or HDGC1277HMWV, HMWV-S-XP series Wafer

\*Color: Red

Ordering Information:

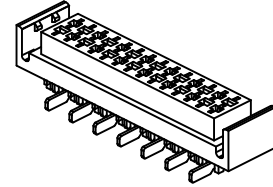
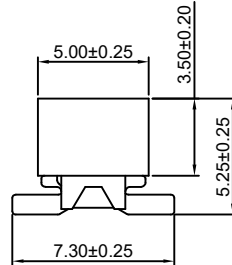
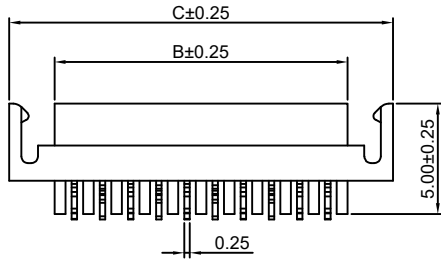
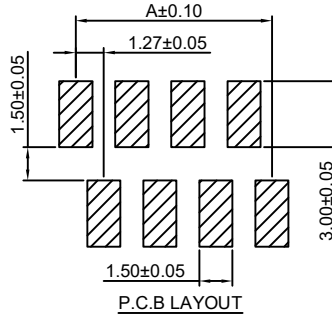
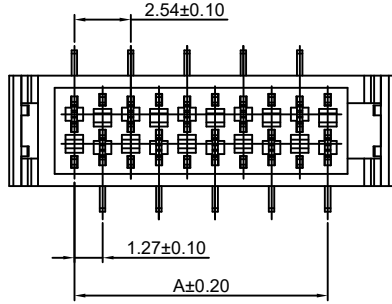
HDGC1277HWVA-S-XP - \*\*\*  
1 2

1.Part No.

2.Material:

(blank): Nylon 6T, UL94V-0

GWT: Nylon 6T, UL94V-0, GWT 750°C



#### Ordering Information & Dimensions:

| PART NO. | Dimensions |       |       |
|----------|------------|-------|-------|
|          | A          | B     | C     |
| 4P       | 3.81       | 5.60  | 9.70  |
| 6P       | 6.35       | 8.14  | 12.24 |
| 8P       | 8.89       | 10.68 | 14.78 |
| 10P      | 11.43      | 13.22 | 17.32 |
| 12P      | 13.97      | 15.76 | 19.86 |
| 14P      | 16.51      | 18.30 | 22.40 |
| 16P      | 19.05      | 20.84 | 24.94 |
| 18P      | 21.59      | 23.38 | 27.48 |
| 20P      | 24.13      | 25.92 | 30.02 |
| 22P      | 26.67      | 28.46 | 32.56 |
| 24P      | 29.21      | 31.00 | 35.10 |
| 26P      | 31.75      | 33.54 | 37.64 |

Unit: mm

### HDGC1277HMWV-XP

1.27mm Pitch IDC 180° Wafer

#### Reference Informations:

\*Material:

Terminal: Brass/Tin over Nickel  
Housing: PBT, UL94V-0

\*Mates with HDGC1277HWV, HWR, HWVA, HWRA, HWRB-XP,  
HDGC1277HWV-S, HWVA-S-XP series Wafer

\*Color: Red

Ordering Information:

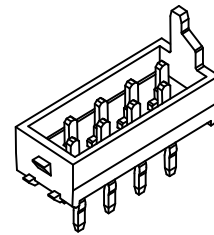
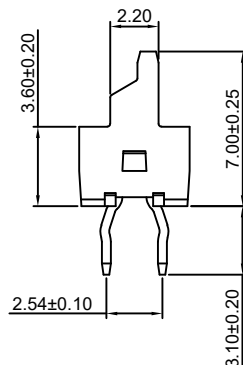
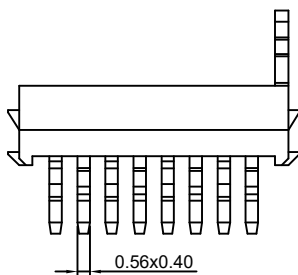
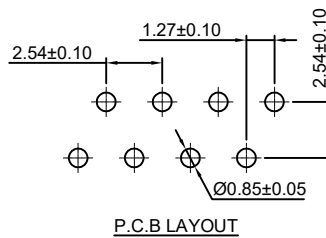
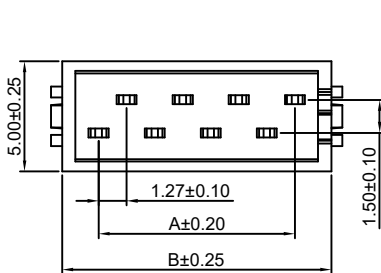
HDGC1277HMWV-XP - \*\*\*  
1 2

1.Part No.

2.Material:

(blank): PBT, UL94V-0

GWT: PBT, UL94V-0, GWT 750°C



#### Ordering Information & Dimensions:

| PART NO. | Dimensions |       |
|----------|------------|-------|
|          | A          | B     |
| 4P       | 3.81       | 7.11  |
| 6P       | 6.35       | 9.65  |
| 8P       | 8.89       | 12.19 |
| 10P      | 11.43      | 14.73 |
| 12P      | 13.97      | 17.27 |
| 14P      | 16.51      | 19.81 |
| 16P      | 19.05      | 22.35 |
| 18P      | 21.59      | 24.89 |
| 20P      | 24.13      | 27.43 |
| 22P      | 26.67      | 29.97 |
| 24P      | 29.21      | 32.51 |
| 26P      | 31.75      | 35.05 |

Unit: mm



## HDGC1277 Series 1.27mm (.050") Pitch IDC Connector

### HDGC1277HMWV-S-XP

1.27mm Pitch IDC 180° Wafer - SMT TYPE

#### Reference Informations:

\*Material:

Terminal: Brass/Tin over Nickel  
Housing: Nylon 6T, UL94V-0

\*Mates with HDGC1277HWV, HWR, HWVA, HWRA, HWRB-XP,  
HDGC1277HWV-S, HWVA-S-XP series Wafer

\*Color: Red

Ordering Information:

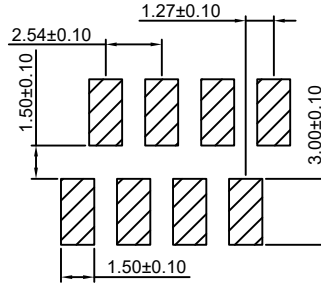
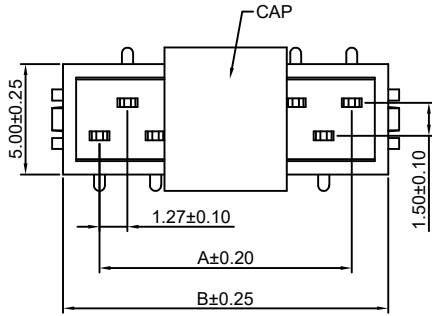
HDGC1277HMWV-S-XP - \*\*\*  
1 2

1.Part No.

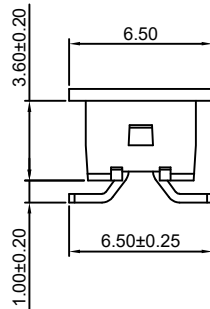
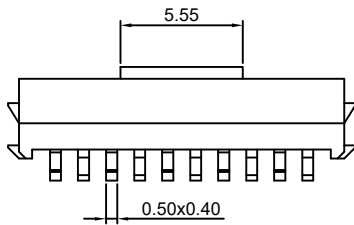
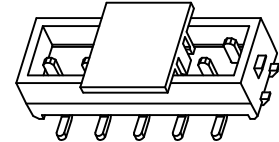
2.Material:

(blank): Nylon 6T, UL94V-0

GWT: Nylon 6T, UL94V-0, GWT 750°C



P.C.B LAYOUT



#### Ordering Information & Dimensions:

| PART NO. | Dimensions |       |
|----------|------------|-------|
|          | A          | B     |
| 4P       | 3.81       | 7.11  |
| 6P       | 6.35       | 9.65  |
| 8P       | 8.89       | 12.19 |
| 10P      | 11.43      | 14.73 |
| 12P      | 13.97      | 17.27 |
| 14P      | 16.51      | 19.81 |
| 16P      | 19.05      | 22.35 |
| 18P      | 21.59      | 24.89 |
| 20P      | 24.13      | 27.43 |
| 22P      | 26.67      | 29.97 |
| 24P      | 29.21      | 32.51 |
| 26P      | 31.75      | 35.05 |

Unit: mm