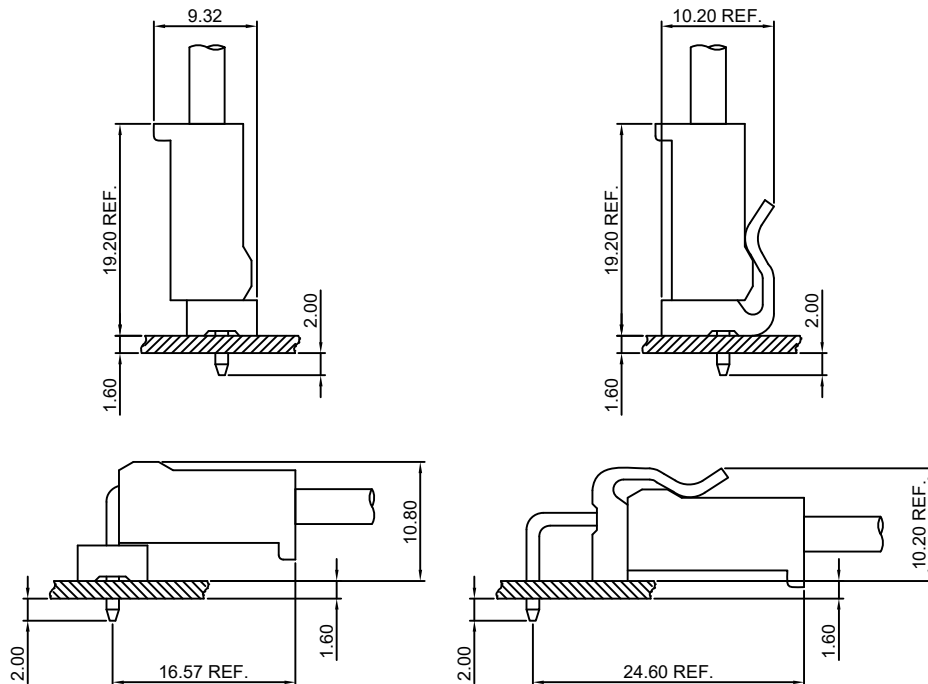


Specifications

- Current rating:7A AC,DC
- Voltage rating:250V AC,DC
- Temperature range:-25°C~+85°C
- Contact resistance:10mΩMax.
- Insulation resistance:1000MΩMin.
- Withstanding voltage:1500V AC/minute
- *Compliant with RoHS and REACH*
- *Meet the HF/Halogen Free,GWT/Glow wire Test (IEC60335-1) request,need to customize*
- *Contact HDGC for details*

Assembly layout





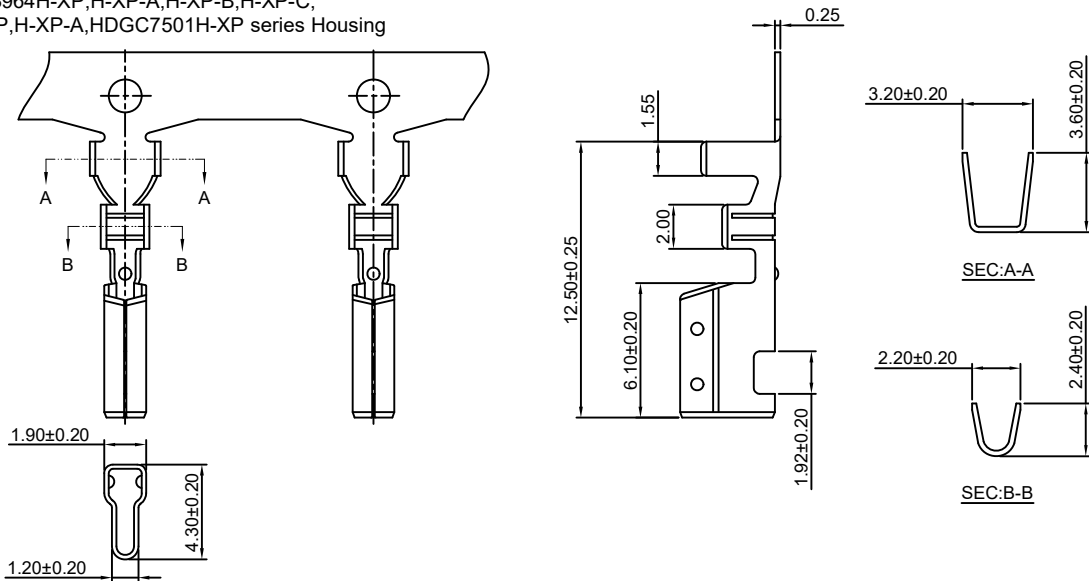
HDGC3964 Series 3.96mm (.156") -7.92mm (.312") Pitch Wire to Board Connector

HDGC3964-T

3.96mm pitch Crimp Terminal

Reference Informations:

*Used in HDGC3964H-XP,H-XP-A,H-XP-B,H-XP-C,
HDGC5082H-XP,H-XP-A,HDGC7501H-XP series Housing



Ordering information & Specifications:

Unit:mm

Part NO.	Wire Range	Insulation O.D.	Material	Finish	Qty/reel
HDGC3964-TB	AWG#18-#24	3.20mm(max)	Brass	Tin over Nickel	5,000 PCS
HDGC3964-TP	AWG#18-#24	3.20mm(max)	Phosphor Bronze	Tin over Nickel	5,000 PCS
HDGC3964-GB	AWG#18-#24	3.20mm(max)	Brass	Gold over Nickel	5,000 PCS
HDGC3964-GP	AWG#18-#24	3.20mm(max)	Phosphor Bronze	Gold over Nickel	5,000 PCS

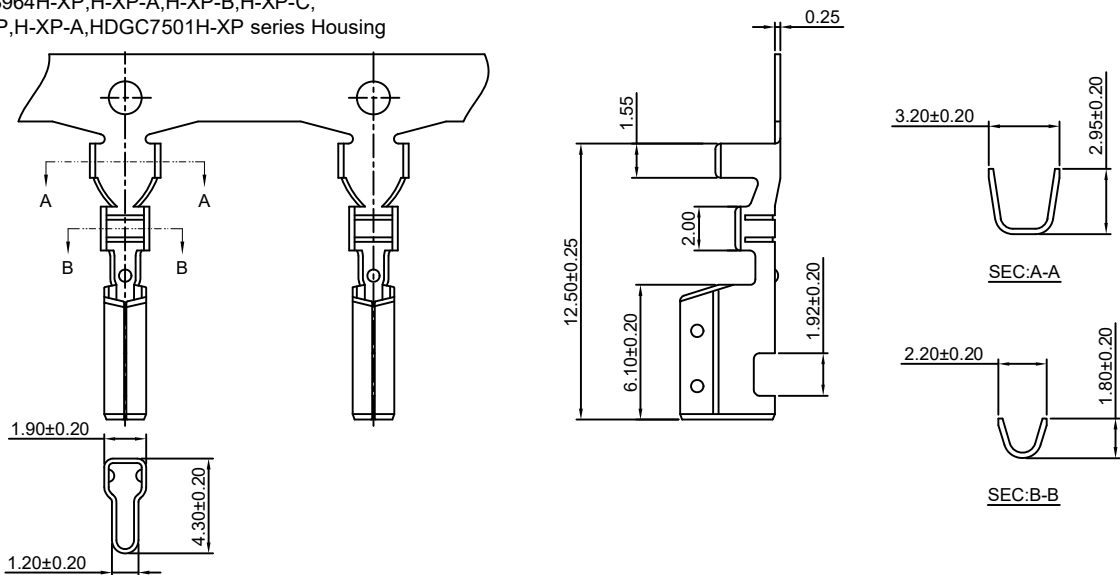
Optional Gold plating available but MOQ requested

HDGC3964-T-L

3.96mm pitch Crimp Terminal

Reference Informations:

*Used in HDGC3964H-XP,H-XP-A,H-XP-B,H-XP-C,
HDGC5082H-XP,H-XP-A,HDGC7501H-XP series Housing



Ordering information & Specifications:

Unit:mm

Part NO.	Wire Range	Insulation O.D.	Material	Finish	Qty/reel
HDGC3964-TB-L	AWG#22-#28	2.60mm(max)	Brass	Tin over Nickel	5,000 PCS
HDGC3964-TP-L	AWG#22-#28	2.60mm(max)	Phosphor Bronze	Tin over Nickel	5,000 PCS
HDGC3964-GB-L	AWG#22-#28	2.60mm(max)	Brass	Gold over Nickel	5,000 PCS
HDGC3964-GP-L	AWG#22-#28	2.60mm(max)	Phosphor Bronze	Gold over Nickel	5,000 PCS

Optional Gold plating available but MOQ requested



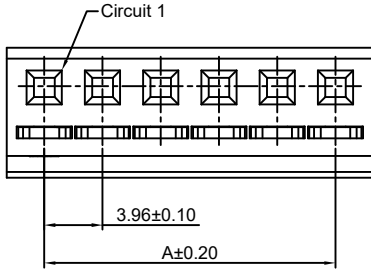
HDGC3964 Series 3.96mm (.156") -7.92mm (.312") Pitch Wire to Board Connector

HDGC3964H-XP

3.96mm pitch Housing

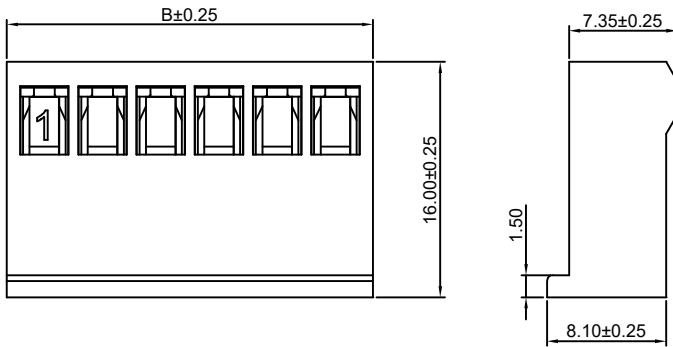
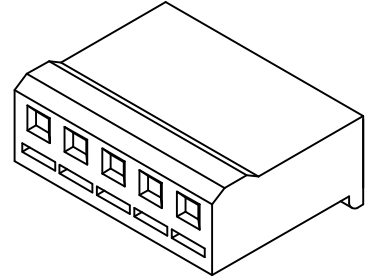
Reference Informations:

- *Material:Nylon 66,UL94V-2
- *Suitable HDGC3964-T(-L)series Terminal
- *Mates with HDGC3961WV,WR,WVA,WRA-XP(-A), HDGC3961WV,WVA-XP-R(-A),WVB-F,WRB-F-XP, HDGC3961WVB,WRB,WVC,WRC-XP series Wafer
- *Color:Natural



Ordering Information:
HDGC3964H-XP - ***
 1 2

- 1.Part No.
- 2.Material:
 (blank):Nylon 66,UL94V-2
 V0:Nylon 66,UL94V-0
 GWT:Nylon 66,UL94V-0,GWT 750°C



Ordering Information & Dimensions:

PART NO.	Dimensions	
	A	B
2P	3.96	9.06
3P	7.92	13.02
4P	11.88	16.98
5P	15.84	20.94
6P	19.80	24.90
7P	23.76	28.86
8P	27.72	32.82
9P	31.68	36.78
10P	35.64	40.74
11P	39.60	44.70
12P	43.56	48.66

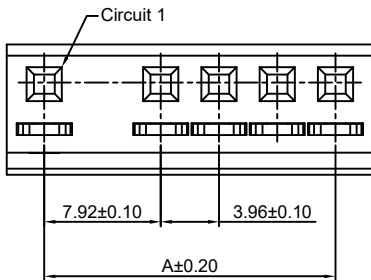
Unit: mm

HDGC3964H-XP-A

7.92~3.96mm pitch Housing

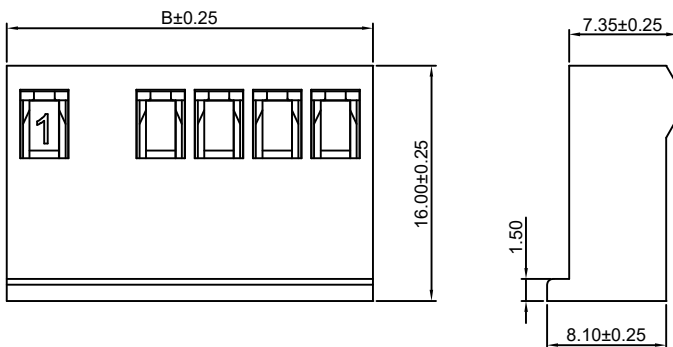
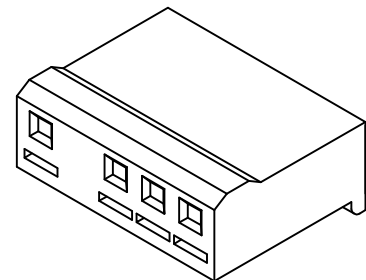
Reference Informations:

- *Material:Nylon 66,UL94V-2
- *Suitable HDGC3964-T(-L) series Terminal
- *Mates with HDGC3961WV,WR,WVA,WRA-XP(-A), HDGC3961WV,WVA-XP-R(-A),WVB-F,WRB-F-XP, HDGC3961WVB,WRB,WVC,WRC-XP series Wafer
- *Color:Natural



Ordering Information:
HDGC3964H-XP-A - ***
 1 2

- 1.Part No.
- 2.Material:
 (blank):Nylon 66,UL94V-2
 V0:Nylon 66,UL94V-0
 GWT:Nylon 66,UL94V-0,GWT 750°C



Ordering Information & Dimensions:

PART NO.	Dimensions	
	A	B
3P	7.92	13.02
4P	11.88	16.98
5P	15.84	20.94
6P	19.80	24.90
7P	23.76	28.86
8P	27.72	32.82
9P	31.68	36.78
10P	35.64	40.74
11P	39.60	44.70
12P	43.56	48.66

Unit: mm



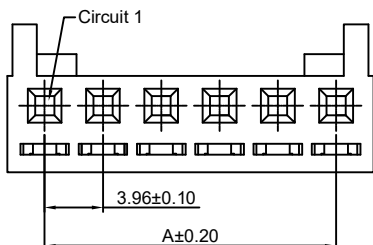
HDGC3964 Series 3.96mm (.156") -7.92mm (.312") Pitch Wire to Board Connector

HDGC3964H-XP-B

3.96mm pitch Housing

Reference Informations:

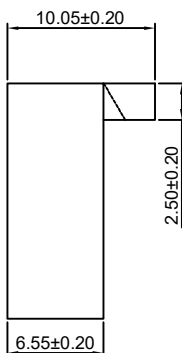
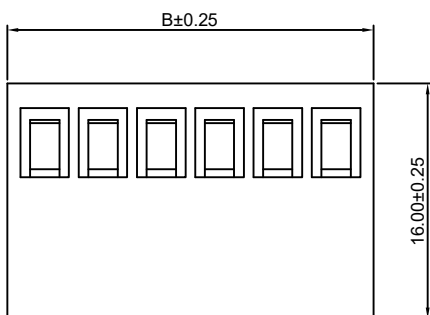
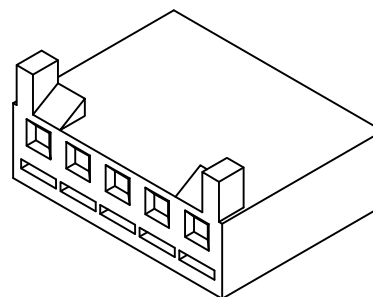
- *Material:Nylon 66,UL94V-0
- *Suitable HDGC3964-T(-L) series Terminal
- *Mates with HDGC3961WVA,WRA-XP(-A), HDGC3961WVA-XP-R(-A),WVB-F,WRB-F-XP, HDGC3961WVB,WRB-XP,HDGC3961WRB-F-L-XP series Wafer
- *Color:White



Ordering Information:

HDGC3964H-XP-B - *** - **
 1 2 3

- 1.Part No.
- 2.Material:
 (blank):Nylon 66,UL94V-0
 GWT:Nylon 66,UL94V-0,GWT 750°C
- 3.Color:
 (blank):White
 BK:Black



Ordering Information & Dimensions:

PART NO.	Dimensions	
	A	B
2P	3.96	9.06
3P	7.92	13.02
4P	11.88	16.98
5P	15.84	20.94
6P	19.80	24.90
7P	23.76	28.86
8P	27.72	32.82
9P	31.68	36.78
10P	35.64	40.74
11P	39.60	44.70
12P	43.56	48.66

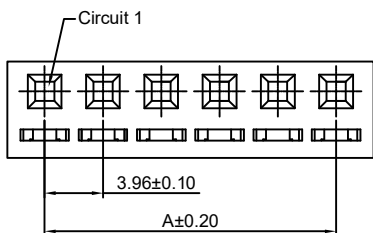
Unit: mm

HDGC3964H-XP-C

3.96mm pitch Housing

Reference Informations:

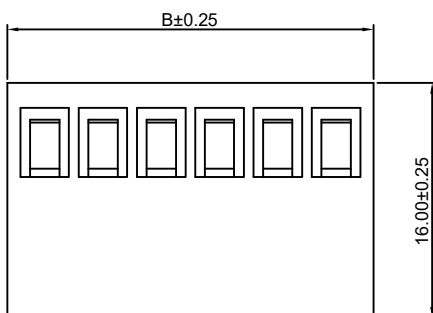
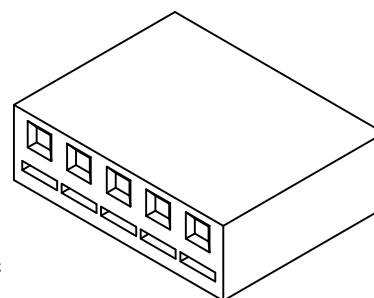
- *Material:Nylon 66,UL94V-0
- *Suitable HDGC3964-T(-L) series Terminal
- *Mates with HDGC3961WV,WR,WVA,WRA-XP(-A), HDGC3961WV,WVA-XP-R(-A),WVB-F,WRB-F-XP, HDGC3961WVB,WRB,WVC,WRC-XP series Wafer
- *Color:White



Ordering Information:

HDGC3964H-XP-C - *** - **
 1 2 3

- 1.Part No.
- 2.Material:
 (blank):Nylon 66,UL94V-0
 GWT:Nylon 66,UL94V-0,GWT 750°C
- 3.Color:
 (blank):White
 BK:Black



Ordering Information & Dimensions:

PART NO.	Dimensions	
	A	B
2P	3.96	9.06
3P	7.92	13.02
4P	11.88	16.98
5P	15.84	20.94
6P	19.80	24.90
7P	23.76	28.86
8P	27.72	32.82
9P	31.68	36.78
10P	35.64	40.74
11P	39.60	44.70
12P	43.56	48.66

Unit: mm